


Unifloat®

Next Generation Concrete Dock Systems

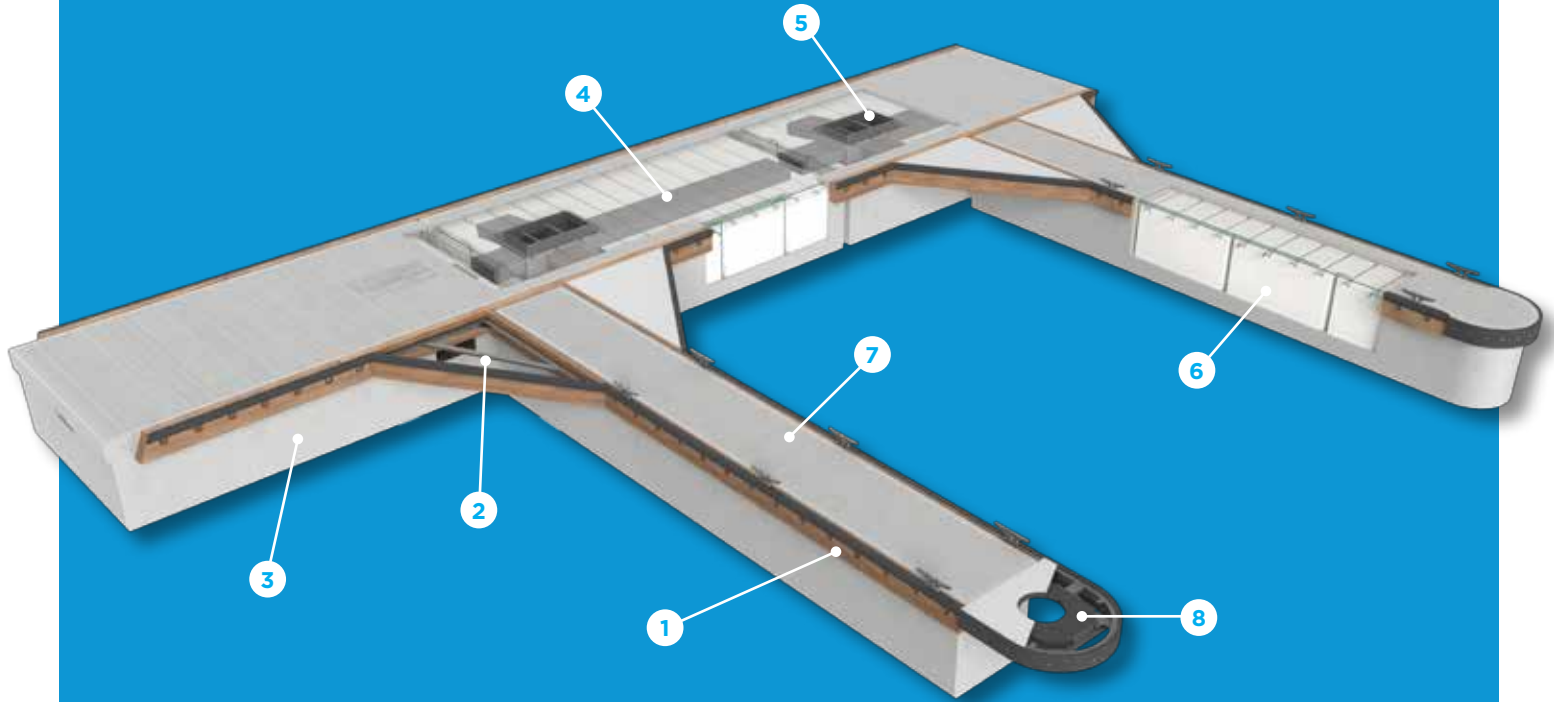
Bellingham
MARINE®

The world's most popular dock system is stronger,
longer lasting, and more customizable than ever.



FLEXIBILITY AND VALUE

Standardized modular components offer tremendous flexibility to optimize the potential of the site. Unifloat® marinas can be easily reconfigured as requirements and market conditions change. Unifloat® is engineered for efficiency, value and user comfort. A well-designed Unifloat® marina is a pleasure to be in. The solid stability of the docks is appreciated by all. Boaters are also attracted by next-generation options such as rounded finger ends that make leaving and returning to the slip stress free.



1 STRUCTURAL WALERS

Walers distribute loads along the length of the dock and provide exceptional shear, bending, and fatigue resistance. Structural redundancy prevents catastrophic failures. Cutting edge FRP options now available.

2 STRUCTURAL FRAMES

High-strength frames provide connections at critical joints between finger piers and the mainwalk. New “hidden-frame” options free up space in the slip.

3 SIX-SIDED CONCRETE MODULES

A 6-sided box is stronger and resists twisting moments far better than an open or bottomless structure.

4 INTERNAL UTILITY RACEWAY

Hidden PVC raceways facilitate installation, removal, and servicing of utilities with space to handle the extreme power needs of superyacht facilities.

5 FLUSH-MOUNTED JUNCTION BOXES

Cast in boxes provide convenient access to all utility lines. Optional concrete lids provide a seamless, cohesive appearance.

6 EPS FOAM CORE

Type I closed-cell expanded polystyrene is encased inside the concrete shell. The material is selected for optimum density, compressive strength, and low water absorption.

7 SINGLE PIECE FINGERS

Innovative single-piece fingers eliminate twisting, increase stability and require less pile.


8 ROUND FINGER ENDS

Optional round finger ends enhance the architectural beauty and help boaters exiting and returning to their slips.

THE UNIFLOAT SYSTEM


MONOLITHIC FLOAT MODULES

Float modules are cast monolithically in a single pour and covered in concrete on all 6-sides. This creates a structure that is stronger, more durable, and presents a habitat to marine life similar to an artificial reef on the underside of the dock.




FATIGUE-RESISTANT WALERS AND RODS

The proven waler and thru-rod connection method is optimum for marine environments. State-of-the-art FRP thru-rods eliminate corrosion and hold tension to prevent loosening. The system is easy to maintain, repair or reconfigure.



INTERNAL UTILITY ROUTING

Cast in raceways provide maximum protection and preserve a clean, uncluttered appearance. Utility systems are scalable to meet the power and utility needs of any marina, including those designed for superyachts.



STABLE FINGER TO WALKWAY CONNECTION

Frames connect to four mainwalk thru-rods and up to six finger-pier thru-rods. Multiple connection points increase strength and minimize chances of failure under extreme load conditions. Optional hidden-frame finger pier braces allow backing into the slip without conflicting with the triangle frame structure.



CONTINUOUS EVOLUTION FOR QUALITY AND STRENGTH

- * Acclaimed waler system, the optimum structural connection for marine environments.
- * Solid concrete on all six sides provides the ultimate integration of deck and float module.
- * Concrete compressive strength 4,000 psi or greater.
- * Concrete reinforced by corrosion-resistant FRP or galvanized or epoxy-coated steel.
- * Highest quality EPS foam core rated at low 3% by volume maximum absorption rate.
- * Heavy-duty FRP or steel thru-rods.
- * Hot-dipped galvanized, stainless steel or aluminum weldments.

QUALITY ASSURANCE PROTECTS YOUR INVESTMENT

Strict quality control processes ensure your satisfaction and reduce cost throughout the life of your marina. Quality manufacturing adds value to your investment. Bellingham's manufacturing facilities are ISO 9001 or PCI certified.

A POSITIVE IMPACT ON THE ENVIRONMENT

Ecological testing by marine biologists have shown that concrete structures in coastal environments create important ecological benefits. These include repopulating marine fauna and flora, cleaning and re-oxygenating water, and stabilizing shorelines. Studies available upon request.

SUSTAINABLE, RECYCLABLE AND ENERGY SAVING

Manufacturing concrete flotation makes a small carbon footprint and uses far less energy to produce than other dock materials, such as aluminum or steel. With an estimated service life of 50 to 60 years, Unifloat® concrete floats outlast all other materials. And Unifloat® concrete docks are recyclable. Docks in use for more than a half century have been repurposed and repositioned and continue to be in use by new owners.



Tel: 1.360.676.2800
E-Mail: bmi@bellingham-marine.com

Bellingham
MARINE®

bellingham-marine.com